

# KEY FIGURES OF MANAGEMENT AND LEADERSHIP IN EARLY CHILDHOOD EDUCATION AND CARE

Statistical graph 2021

## Further information

### Anna Siippainen

Senior Evaluation Advisor  
anna.siippainen@karvi.fi

### Janniina Vlasov

Counsellor of Evaluation  
janniina.vlasov@karvi.fi

### Tuomas Sarkkinen

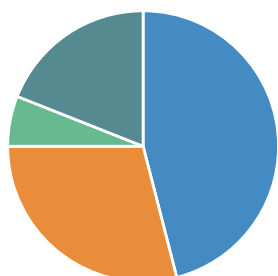
Senior Evaluation Advisor  
tuomas.sarkkinen@karvi.fi

[www.karvi.fi/en/early-childhood-education/](http://www.karvi.fi/en/early-childhood-education/)

The Finnish Education Evaluation Centre (FINEEC) collected statistical data on the current status, strengths and development areas of management and leadership in ECEC<sup>1</sup> by two surveys in March and April 2021. The first survey was targeted at office holders responsible for ECEC (n = 298<sup>2</sup>). The second survey was addressed to heads of early education centres<sup>3</sup> and family day care supervisors (n = 2 650). This statistical graph sums up some key indicators related to ECEC management and leadership in Finland.

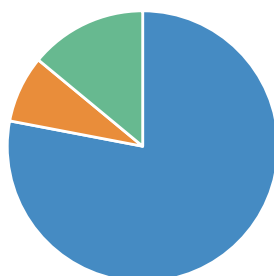
## OFFICE HOLDERS RESPONSIBLE FOR EARLY CHILDHOOD EDUCATION AND CARE (N = 289, RESPONSE RATE 97)

### Respondent's title



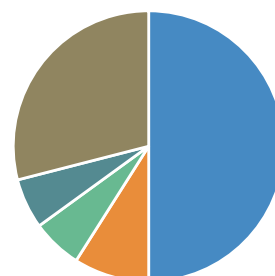
- Director of Early Childhood Education (45,7 %)
- Early Childhood Education and Care Manager (29,4 %)
- Director of Education (5,9 %)
- The remaining respondents (19 %) often had some similar title, e.g. Wellbeing Director or Early Childhood Education and Care Supervisor. Of these, 3,8 % were heads of early education centres.

### ECEC sector



- Education and cultural services (78,2 %)
- Education services (7,6 %)
- Other sectors, e. g. well-being services (14,2 %).

### Body responsible for ECEC



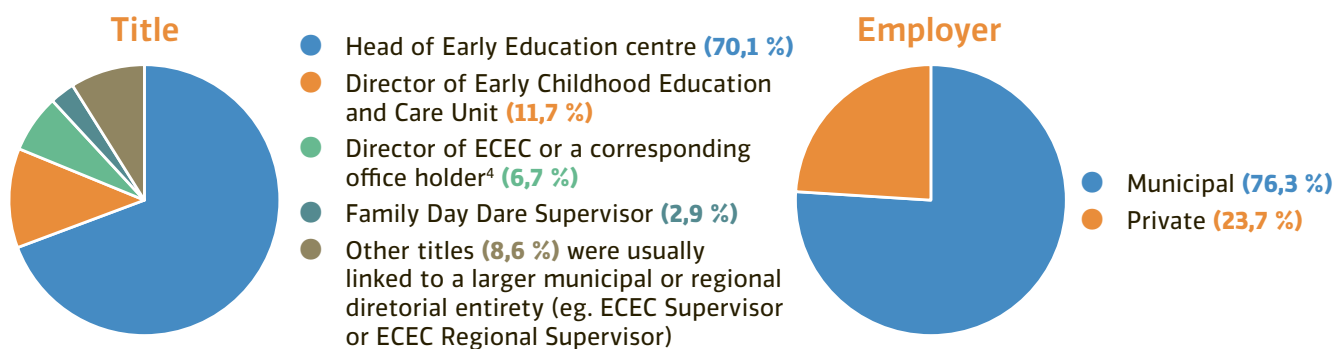
- Committee on Education and Culture (50,5 %)
- Wellbeing Committee (8,7 %)
- Committee on Education and Wellbeing (6,2 %)
- Education Committee (5,9 %)
- The remainder (28,7 %) mainly were different boards and committees that covered an individual sector or several sectors of municipal services, for example Education Board or similar (4,2 %) or Education and Wellbeing Board or similar (3,1 %).

1 Early Childhood Education and Care

2 While there are 293 municipalities in mainland Finland, the number of municipal ECEC providers is 298, as five municipalities have separate administrations for Finnish and Swedish-language services.

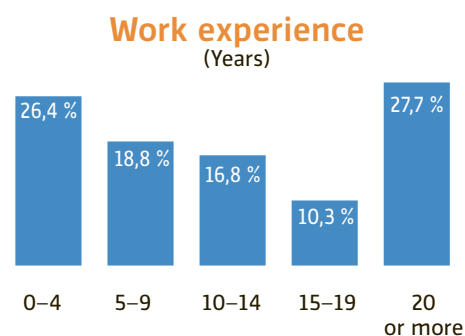
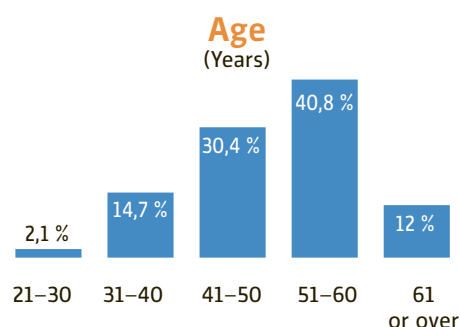
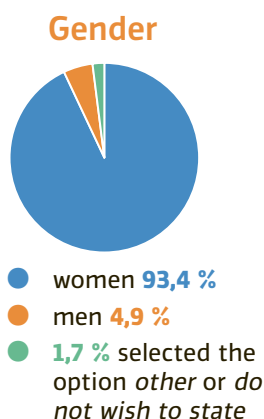
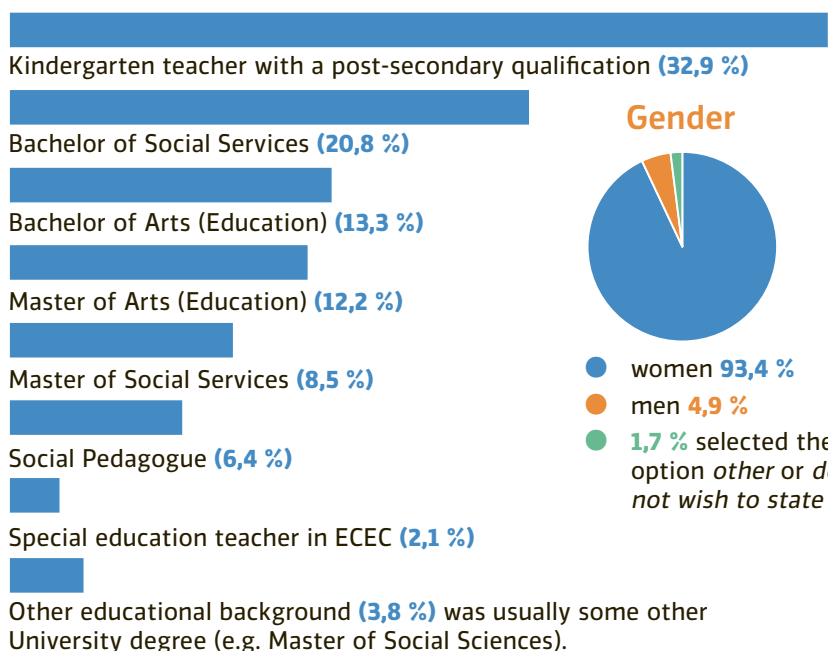
3 In keeping with the Act on Early Childhood Education and Care (540/2018), the term head of early education centre is used in this evaluation, even if the job titles may vary from one municipality to the next.

# HEADS OF EARLY EDUCATION CENTRES AND FAMILY DAY CARE (N = 1 380, RESPONSE RATE 53,8)



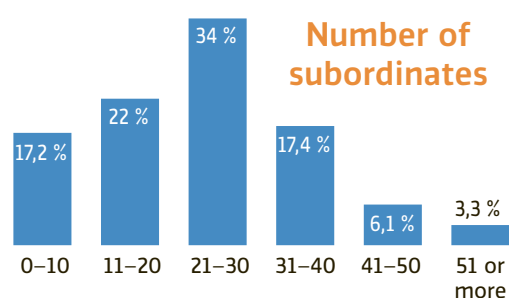
## BACKGROUNDS OF HEADS OF EARLY EDUCATION CENTRES AND FAMILY DAY CARE SUPERVISORS

### Education

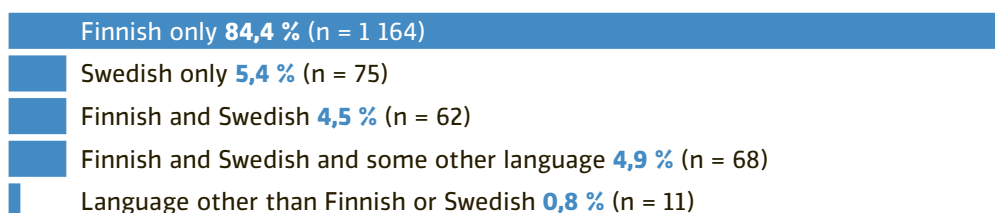


### VARYING JOB DESCRIPTIONS OF THE DIRECTOR

- 22,6 % of the respondents worked with child groups and 6,7 % as office holders responsible for ECEC.



### Language of ECEC in units managed by the director



<sup>4</sup> Also responsible for managing day-care centres and/or family day care in the municipality.